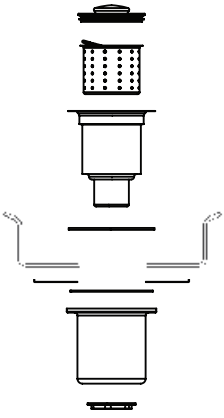
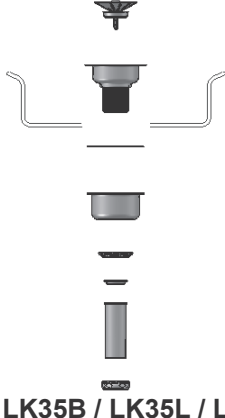
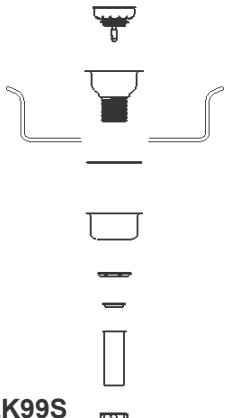
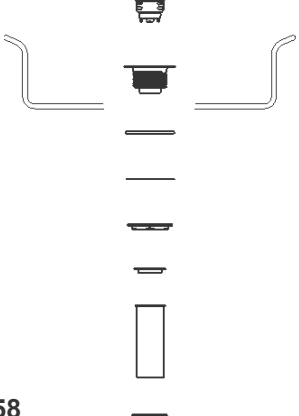
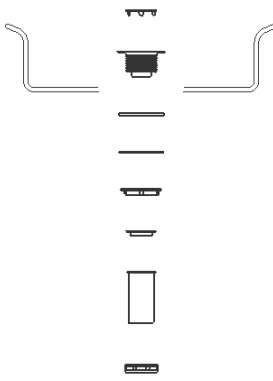
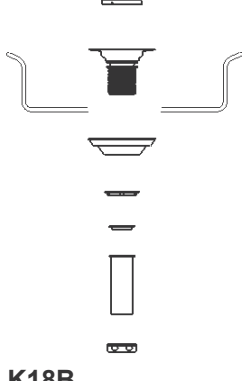
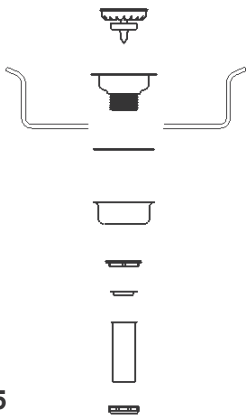
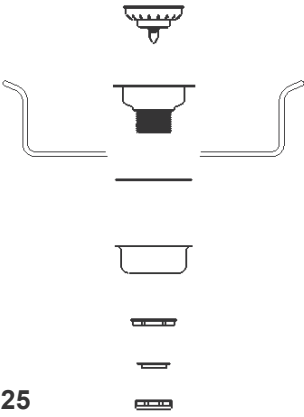
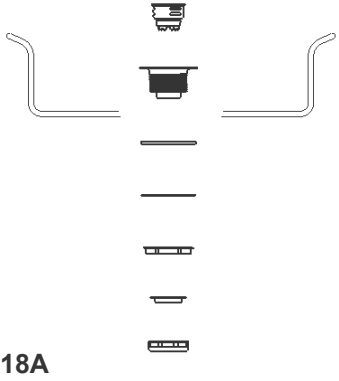


# Installation Instructions

## Drains

 <p><b>LKDD</b></p>	 <p><b>LK35 / LK35B / LK35L / LK335</b></p>	 <p><b>LK99 / LK99S</b></p>
 <p><b>LK58</b></p>	 <p><b>LK8</b></p>	 <p><b>LK18 / LK18B</b></p>
 <p><b>LKJ35</b></p>	 <p><b>D1125</b></p>	 <p><b>D5018A</b></p>

**INSTRUCTIONS:**

- 1) APPLY GOOD QUALITY PLUMBER'S PUTTY OR SEALANT TO UNDERSIDE OF STRAINER BODY OR TOP OF SINK DRAIN FLANGE AREA.
- 2) ASSEMBLE AND TIGHTEN SECURELY ALL COMPONENTS IN SEQUENCE AS ILLUSTRATED.
- 3) CHECK FOR LEAKS.